

CREATE AN ELEGANT
O U T L O O K



WEBB

WOOD, CLAD, AND MOLDED
DECORATIVE WINDOWS

MOLDED AND WOOD ROUND WINDOWS

Add distinction to your home that will last a lifetime with Molded Round Windows—the best in quality and design. They are easy to install and offer a variety of options for glass types, grille patterns, interior laminated casing profiles, extension jambs, and exterior color finishes. Factory prefinishing available. Call for quote.



RW 2-0
6-light ADL
Molded



RWMLD 2-0
Brass, beveled
glass



RWMLD 3-0
7-light grille,
primed



RW 2-0
9-light grille,
primed



RWV 1-11
6-light grille,
primed

Description	Exterior Type	Window Configuration	Unit Dimensions	Rough Opening	Glazing	
					Std.	Optional
RWMLD 2-0	M	6L, 7LBB,* 9L	2' x 4'	26"	F	A, B, J
RWMLD 3-0	M	7L, 9L	3' x 4'	38"	F	A, B

*Brass, beveled V-groove

Molded and Wood Round Windows have a traditional brick mold profile with a double-hung appearance. Molded Windows have a one-piece molded polyurethane exterior and a natural laminated Pine interior. The high-density polyurethane exterior is weather resistant and features an integrated nail fin for easy installation. Glass options include IG, low-E IG, or elegant brass with beveled tripane.

Wood

Description	Exterior Type	Window Configuration	Unit Dimensions	Rough Opening	Glazing	
					Std.	Optional
RW 1-6	W	6L, 9L	1' x 10"	20"	F	A, B, H
RW 2-0	W	6L, 9L	2' x 4'	26"	F	A, B, H
RW 3-0	W	6L, 9L	3' x 4'	38"	F	A, B, H
RWV 1-11 (venting)	W	6L, 9L	2' x 3'	24 $\frac{1}{2}$ "	F	A, B

Exterior Types:

M: Molded—Gray (primed)

W: Wood—Gray (primed) or Natural

MOLDED AND WOOD OVAL WINDOWS

High-quality craftsmanship and attractive design come together in beautiful Molded and Wood Oval Windows from Webb. Easy to install and complete with options for glass types, grille patterns, interior laminated casing profiles, extension jambs, and exterior color finishes, Molded and Wood Oval Windows are a distinctive addition to any home. Factory prefinishing available. Call for quote.



OVWMLD 1828
6-light grille, primed

Molded



OVW 1828
6-light grille



OWWMLD
Brass, beveled

Description	Exterior Type	Window Configuration	Unit Dimensions	Rough Opening	Glazing	
					Std.	Optional
OWWMLD 1828	M	6L, 5LBB,* 5LLB**	2' x 3'	22" x 34"	F	A, B, I, J

Molded Oval Windows have a traditional brick mold profile with a double-hung appearance, a one-piece molded polyurethane exterior, and a natural laminated Pine interior. The high-density polyurethane exterior is weather resistant and features an integrated nail fin for easy installation. Glass options include IG, low-E IG, or elegant brass, with beveled tripane.

Wood

Description	Exterior Type	Window Configuration	Unit Dimensions	Rough Opening	Glazing	
					Std.	Optional
OVW 1420	W	6L	1'-8" x 2'-4"	18" x 26"	F	A, B, H
OVW 1828	W	6L, 5LBB,* 5LLB**	2' x 3'	22" x 34"	F	A, B, H, I, J
OVW 24310	W	6L	2'-4" x 4'-2"	30" x 48"	F	A, B, H
OVW 21048	W	6L	3'-2" x 5'	36" x 58"	F	A, B, H

*Brass, beveled V-groove

**Lead, beveled V-groove

Glazing Options	Glazing Description	"U" Value
A	3/4" Low-E IG (argon gas fill)	0.37
B	3/4" Low-E IG	0.41
F	3/4" IG	0.50
G	7/16" IG	0.58
H	D.S. single-pane (non-IG)	1.12
I	3/4" IG lead, beveled V-groove (dual pane)	0.50
J	3/4" IG brass, beveled V-groove (dual pane)	0.50

CLAD AND WOOD OCTAGON WINDOWS

The classic lines and decorative patterns of Clad and Wood Octagon Windows will elevate your home from the ordinary. Precision crafted to offer long life and energy savings, Clad and Wood Octagon Windows are a striking addition to any home. Factory prefinishing available. Call for quote.



OW 1828
open, 12-light, natural



OW 1-8
lead, beveled, primed



OW 1-8
open, 1-light, primed



OW 1-8
brass, diamond
beveled, natural



COW 1-9
brass, teardrop, sand, vinyl

	Description	Exterior Type	Window Configuration	Unit Dimensions	Rough Opening	Glazing	
						Std.	Optional
Clad	COWV 20 (venting)	V	9L	2'-1 ¹ / ₈ "	24 ¹ / ₂ "	B	A, C, D, E, F
	COW 19	V	9L	1'-9 ¹ / ₁₆ "	21 ¹ / ₂ "	B	A, C, D, E, F
	COW 20	A, V	9L	2'-1 ¹ / ₈ "	24 ⁵ / ₈ "	B	A, F
	COW 26	A, V	9L	2'-6"	30 ¹ / ₂ "	B	A, F
	COW 30	A, V	9L	3'	36 ¹ / ₂ "	B	A, F
	COW 40	A, V	9L	4'	48 ¹ / ₂ "	B	A, F
Wood	OWV 111 (venting)	W	9L	2'-2 ³ / ₄ "	24 ¹ / ₂ "	G	A, B, C, D, E, F
	OWV 25 (venting)	W	9L	2'-9 ³ / ₁₆ "	31"	F	A, B
	OWV 211 (venting)	W	9L	3'-3 ³ / ₁₆ "	37"	F	A, B
	OW 18	W	9L	1'-11 ⁹ / ₁₆ "	21 ¹ / ₂ "	F	A, B, C, D, E, H
	OW 20	W	9L	2'-4"	26"	F	A, B, H
	OW 28	W	9L	3'	34"	F	A, B, H
	OW 30	W	9L	3'-4"	38"	F	A, B, H
	OW 1828	W	9L, 12L	1'-11 ⁹ / ₁₆ " x 2'-11 ⁹ / ₁₆ "	21 ¹ / ₂ " x 33 ¹ / ₂ "	F	A, B, H

Clad and Wood Octagon Windows are available with various exterior types, grille patterns, interior casing profiles, extension jambs, and exterior color finishes. Exterior types include aluminum-clad, vinyl-clad, and wood. Clad and Wood Octagon Windows come in venting or fixed-glass styles with a choice of three decorative patterns of beveled, tripane insulating glass.

Exterior Types:

- A: Aluminum-clad
- V: Vinyl-clad
- W: Wood

Available Colors:



CUSTOM WINDOWS

Make your dream home a reality with unique Custom Windows designed specifically to create exterior highlights and dramatic interior illumination. High-quality Custom Windows in a choice of styles—from Palian to Gothic to Quarter-Round—give your home that one-of-a-kind appearance everyone is looking for. Factory prefinishing available. Call for quote.



Palian, primed



*2-Quarter-Round,
bronze, aluminum*



*Round Top,
white vinyl*



*Pentagon aluminum
(sand)*



Segment Top, wood



*Gothic Window,
primed*

Custom Windows are available with various exterior types, grille patterns, interior laminated casing profiles, and extension jambs. Exterior types include aluminum-clad, vinyl-clad, and wood. Glass options include IG, low-E IG, or elegant brass with beveled V-groove.

Glazing Options	Glazing Description	"U" Value
A	¾" Low-E IG (argon gas fill)	0.37
B	¾" Low-E IG	0.41
C	¾" IG lead, beveled (tripane)	0.48
D	¾" IG brass, beveled teardrop (tripane)	0.48
E	¾" IG brass, beveled diamond (tripane)	0.48
F	¾" IG	0.50
G	7/16" IG	0.58
H	D.S. single-pane (non-IG)	1.12

HALF-ROUNDS

Draw attention to the spacious elegance of your home with traditional Half-Round Windows from Webb. High-quality Half-Rounds bring the timeless beauty and appeal of yesteryear to today's popular home designs. Factory prefinishing available. Call for quote.



*HRW 3-0
6-light spoke grille, primed*



*HRW 6-0
12-light grille, primed*



*HRW 3-0
5-light grille, white vinyl*

Wood

Description	Exterior Type	Window Configuration	Unit Dimensions	Rough Opening	Glazing	
					Std.	Optional
HRW 2-0	W, A, V	5L, 6L	2'-4" x 1'-4 ⁵ / ₈ "	26" x 15 ¹ / ₈ "	F	A, B
HRW 2-4	W, A, V	5L, 6L	2'-8" x 1'-6 ⁵ / ₈ "	30" x 17 ¹ / ₈ "	F	A, B
HRW 2-8	W, A, V	5L, 6L	3' x 1'-8 ⁵ / ₈ "	34" x 19 ¹ / ₈ "	F	A, B
HRW 3-0	W, A, V	5L, 6L	3'-4" x 1'-10 ⁵ / ₈ "	38" x 21 ¹ / ₈ "	F	A, B
HRW 3-4	W, A, V	5L, 6L	3'-8" x 2'- ⁵ / ₈ "	42" x 23 ¹ / ₈ "	F	A, B

Note: Other sizes and options available

Half-Round Windows are available with various glass types, exterior types, grille patterns, interior laminated casing profiles, extension jambs, and exterior color finishes. Exterior types include aluminum-clad, vinyl-clad, and wood. Glass options include IG, low-E IG, or elegant leaded V-groove.


Exterior Types:

- A: Aluminum-clad
- V: Vinyl-clad
- W: Wood


Available Colors:




White



Bronze



Earth



Sand

J-SERIES TRANSOMS

J-Series Transoms are the perfect solution for a small decorative touch above doors and windows. They add elegant traditional appeal to your overall window space without incurring the expense of a custom window solution. They make entrances more exciting and transmit inviting light into your home. Factory prefinishing available. Call for quote.



*JHEW 50010
6-light grille, primed*



*HEW 5817
no grille, natural*



*JREW 50010
6-light grille, primed*



*JHEW 5417
13-light grille, primed*

Wood

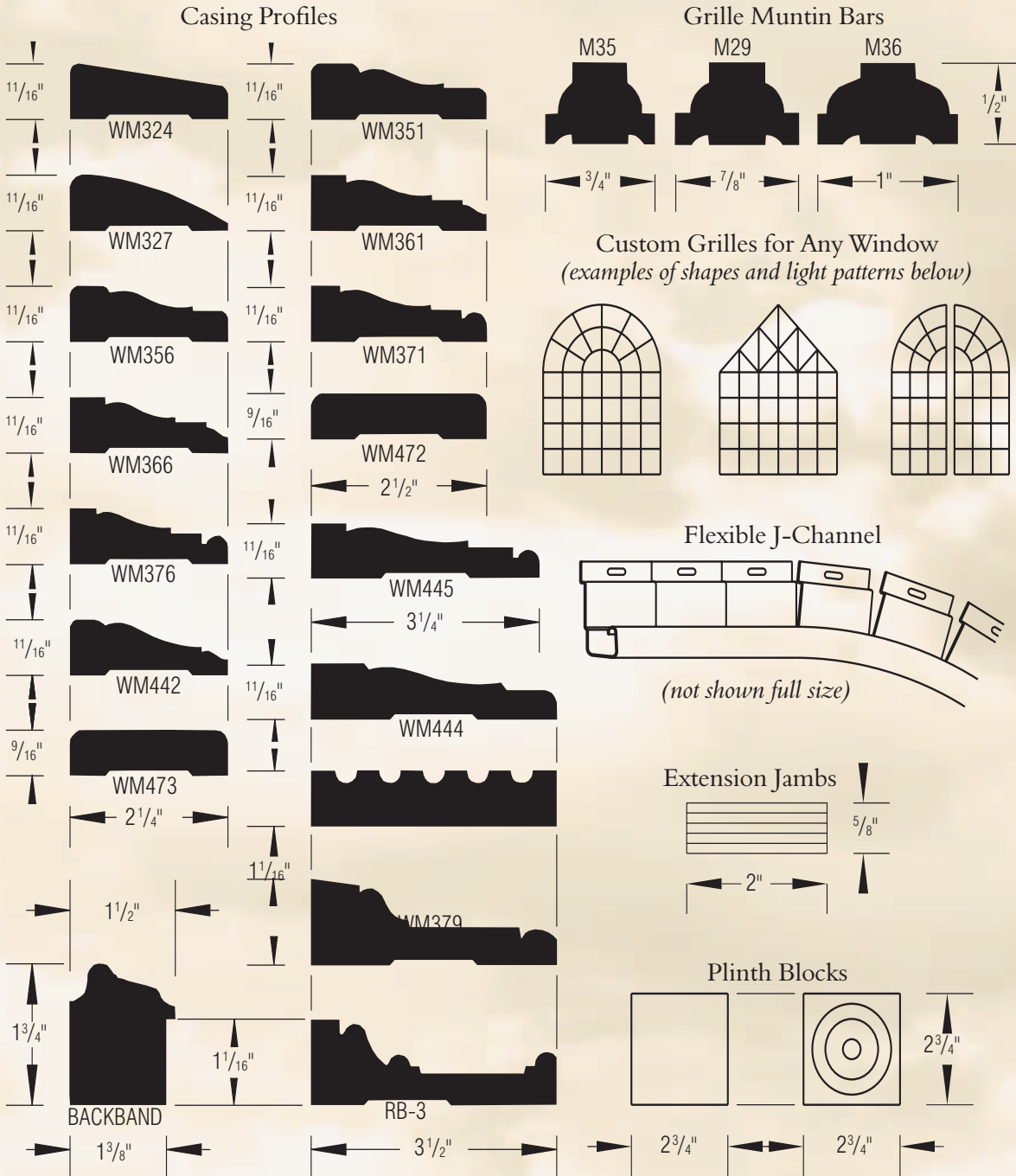
Description	Frame Type	Grille Pattern	Outside Unit Dimensions	Rough Opening	Glazing	
					Std.	Optional
JHEW 30010	W	6L	3'-4" x 1'-1 $\frac{1}{2}$ "	38" x 12"	F	A, B
JHEW 5017	W	13L	5'-7" x 1'-10 $\frac{1}{2}$ "	65" x 21"	F	A, B
JHEW 5417	W	13L	5'-11" x 1'-10 $\frac{1}{2}$ "	69" x 21"	F	A, B
JHEW 6017	W	13L	6'-4 $\frac{1}{2}$ " x 1'-10 $\frac{1}{2}$ "	74 $\frac{1}{2}$ " x 21"	F	A, B

J-Series Transoms are available with various sizes, glass types, wood species, grille patterns, interior laminated casing profiles, and extension jambs. Glass options include IG, low-E, or low-E with argon. Wood options are Pine, Oak, and Fir.

Glazing Options	Glazing Description	"U" Value
A	$\frac{3}{4}$ " Low-E IG (argon fill)	0.37
B	$\frac{3}{4}$ " Low-E IG	0.41
F	$\frac{3}{4}$ " IG	0.50

ACCESSORIES FOR WEBB WINDOWS

Accessories that complement and enhance every style of architecture—from traditional Colonial to modern French—make it easy to incorporate our beautiful windows into the existing design of your home. With a variety of grille and casing options available, you can assemble the perfect combination of outlooks for your home. Factory prefinishing available. Call for quote.



DISTRIBUTED BY:

Manufactured by CW Ohio, Inc.
 1209 Maple Ave., Conneaut, OH 44030-2120
 Phone: (440) 593-5800 • Fax: (440) 593-4545
 CW Ohio, Inc., reserves the right to change specifications without notice.
 © 2000 CW Ohio, Inc. All rights reserved. WEBB is a registered trademark of CW Ohio, Inc. CW 3207
 Item #02512